


BLACK I EXTRA



ORIGIN	India
PETROGRAPHIC CLASSIFICATION	Magmatic rocks - intrusive rock - Gabbro (EN 12670)
APPEARANCE	Dark gray to black granite (gabbro) with a fine to medium grain size.
ALTERNATIVE NAMES	Indian Black; Premium Black Extra

USAGE

GENERAL The stone and surface finish should be selected depending on the intended use.






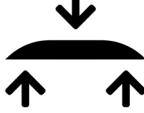


USAGE CLASS Class 5: individual homes and buildings with intense collective use.

APPLICATIONS

Internal Applications	Outdoor Applications
<ul style="list-style-type: none">- Inside Paving- Wall cladding- Worktops- Decorative cut-to-size- Stairs- Shower- Swimming pool	<ul style="list-style-type: none">- Patio- Facade cladding- Gravestones and monuments- Swimming pool

RECOMMENDATIONS

TECHNICAL CHARACTERISTICS

HARDNESS (MOHS)  6-7	WEIGHT  3049±8 kg/m ³ EN 1936	WATER ABSORPTION  0,2 % EN 13755	POROSITY  0,62±0,05 % EN 1936
COMPRESSIVE STRENGTH  NPD*	FLEXURAL STRENGTH  12,4±0,9 MPa E- = 10,62 MPa EN 12372	WEAR RESISTANCE  NPD*	FROST RESISTANCE  NPD* EN 12371

NPD = no data available

BLACK I EXTRA

OBSERVATIONS AND RECOMMENDATIONS

- Shades of color and / or granulometry may be present between the different batches and even within the same batch.
- Concentrations of minerals and / or veins may appear. These were created during the formation of the stone and are not technical defects. They are therefore part of the material.
- With honed finishes, there can be some honing traces visible on the surface in back light.

INSTALLATION

General

General procedures of good workmanship should be followed when laying the tiles (cfr. BBRI: Belgian Building & Research Institute ref. 137 Guide for Installing - Natural Stone and ref. 213).

Immediately after delivery, the material will be stored indoors or at least protected from rain, wind and frost. If slabs are damaged or broken, the supplier must be informed before installation. They will then be used, as far as possible, against walls or for certain cuts.

Before installation, the installer will examine the slabs (previously dried) with the client and / or the architect to check for any deviations from the samples. The slabs will be carefully mixed before laying, in order to obtain a harmonious distribution of colors and various shades of the material.

Important: "Installation means acceptance!", It means that AFTER the installation, no more claims will be possible, except for hidden defects.

Installation system

Flooring Inside

The tiles will be laid on a dry screed using a flex glue such as Beltraflex or a ready-to-use white mortar for natural stones. In the case of installation with underfloor heating, it is advisable to strictly follow the supplier's instructions (see also the brochures of the BBRI - TI 179 and 189).

Exterieur Flooring

The laying is done on a draining sub-layer. Avoid laying on concrete, because the water stagnates more easily on the surface and the terrace may freeze in winter. If you still opt for a concrete structure, apply a draining mat to the concrete before laying.

Joint Width

MAINTENANCE

GENERAL

For more information on maintenance, see the document entitled "Care instructions" (available from us). We recommend that you follow these instructions so as not to damage the stone.

The products used must be suitable for the materials. Follow the manufacturer's advice.

In general, it must be stated that no moisture may be exaggerated when maintaining natural stone!

FIRST CLEANING

First cleaning with a suitable cleaning agent (eg Lithofin Multi-Cleaner) applicable one week after the rejoining of the floor. If a cement veil should appear, use a product to remove the cement (eg: Lithofin Cement remover - attention: contains acid).

REGULAR MAINTENANCE

Use for regular maintenance a product suitable for natural stone, such as Lithofin Wash & Clean.

PROTECTION

When the floor is completely dry sensitive areas (kitchen, bathroom, etc.) can be protected with a suitable sealer (e.g. Lithofin Stain Stop 'W')

RECOMMENDATIONS

The surface may be darkened using an impregnating product that enhances the color, eg Lithofin Fleckstop PLUS. Do not use an impregnating agent to darken the stone on surfaces already treated during production.